



1/2" Prepolarized Random Incidence Microphone

Model 377C20 is recommended for high accuracy applications where high sensitivity is required for signals arriving simultaneously from multiple directions

Applications

- Precision sound level measurements
- Research and development
- Cabin measurements
- Inside vehicle measurements
- Environmental testing
- Auditorium measurements
- Reverberation chamber tests

Highlights


- Sensitivity: 50 mV/Pa
- Frequency: 3 Hz – 16 kHz
- Dynamic Range: 15 – 146 dB
- Temperature: -40 to +120° C
- Polarization: Prepolarized (0V)

Standards Compliance

- IEC 61094-4 WS2D compliant
- Designed to be used in an IEC 61672 & 60651 compliant system
- Calibration reference microphone traceable through PTB, compliant with ISO 9001 & 17025, A2LA approved



Model 377C20



Use of model 377C20 Random Incidence microphones

A random incidence (RI) microphone is designed to have an accurate (flat) response in applications where numerous signals approach the microphone from an assortment of directions, at the same time. This RI microphone is sometimes referred to as a diffuse field microphone.

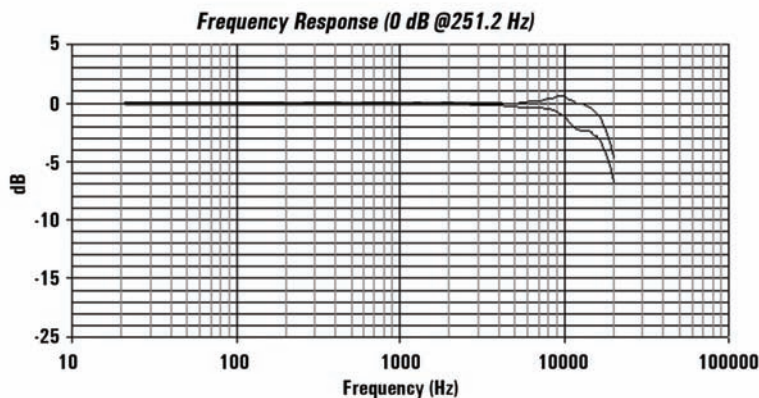
When a freely propagating sound wave encounters an object in its path, the wave will either, be reflected, absorbed or transmitted depending on the material properties and size of the object as well as the actual wavelength of the sound. In practice, the very microphones used to quantify the sound field introduce disturbances to the field which must be compensated for if an accurate measurement is desired. The 377C20 compensates for its own presence in the sound field and measures the true sound as if the microphone did not exist.

Polarization Voltage

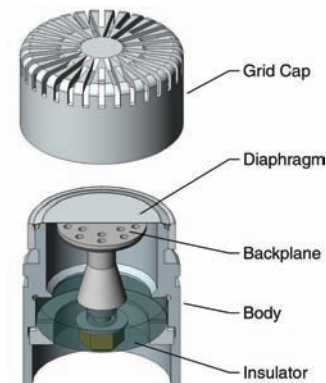
Model 377C20 is a prepolarized model that when combined with a preamplifier is designed to operate on ICP® sensor power, or any 2-20 mA constant current supply. This modern design is preferred for portable measurements or operation in high humidity applications. Design advantages are coaxial cables usage and interchangeability with other ICP® sensors (accelerometers, pressure sensors, strain gages, etc.) resulting in set-up time savings and low channel cost.

Calibration & Warranty

PCB® has a systematic quality control procedure in place utilizing the finest materials, assembled in a clean environment. These products are exposed to an extensive aging program in climate controlled test chambers to ensure the most stable product even in tough applications where high humidity or temperatures exist. Each unit is qualified and comes with a traceable calibration certification and is backed by our **Best in class 5 year warranty** and a Total Customer Satisfaction no risk policy.



Typical random incidence microphone sensitivity response at different frequencies. This response is with the protective grid cap. The top curve is the corrected random incidence, or diffuse field curve and the bottom curve is the pressure response generated by the electronic actuator.



Microphone Components

Specifications - 1/2" Random Incidence Microphone Model 377C20

Acoustic

Nominal Microphone Diameter	1/2" (6mm)
Polarization Voltage	0V (pre-polarized)
Open Circuit Sensitivity (at 250 Hz)	50 mV/Pa
Open Circuit Sensitivity (re 1 V/Pa)	-26 dB (\pm 1.5 dB)
Frequency range (+/- 2 dB)	3.15 to 16,000 Hz
Frequency range (+/- 1 dB)	5 to 6,300 Hz
Distortion Limit (3% distortion)	146 dB
Cartridge Thermal Noise	15 dB(A)
Cartridge Capacitance	11 pF
Pressure Equalization Vent	Rear Vented

Environmental

Operating Temperature Range	-40 to 248 °F (-40 to 120 °C)
Temperature Coefficient (14 to 122 °F)	-0.005 dB/ °F
Temperature Coefficient (-10 to +50 °C)	-0.009 dB/ °C
Static Pressure Coefficient (at 250 Hz)	-0.01 dB/kPa
Influence of Humidity (non condensing)	<0.1 dB
Influence of Axial Vibration (0.1g (1 m/s ²))	63 dB re 20µPa

Physical

Size (Diameter x Height (without grid))	0.52" x 0.64"
Size (Diameter x Height (with grid))	0.5" x 0.6"
Mounting Thread (to preamplifier)	0.4606" (11.7mm) - 60 UNS

Optional Accessories:

- 426E01 – 1/2" preamplifier, low noise
- 426A13 – 1/2" short preamplifier
- 426A10 – 1/2" preamplifier with 20 Hz high pass filter
- 426A11 – 1/2" preamplifier with 20 gain and filter switches
- HT426E01 – 1/2" preamplifier, high temperature (120° C)
- 079A06 – windscreen for 1/2" microphones
- 079A11 – microphone holder
- 079A15 – tripod microphone stand with boom arm
- 079A16 – miniature microphone stand
- 079A18 – clamp on flexible extension arm
- 079B21 – 1/2" Nose Cone
- 079B23 – microphone holder with swivel mount
- CAL200 – handheld calibrator
- CAL250 – handheld calibrator
- ACS-20 – microphone calibration
- ACS-42 – microphone and preamplifier system calibration

Accredited initial calibration chart included.

TEDS Microphone & Preamplifier Combinations:

- 378C20 – TEDS 0.9 microphone and preamplifier
- TLD378C20 – TEDS 1.0 microphone and preamplifier



3425 Walden Avenue, Depew, NY 14043-2495 USA

Toll-Free in USA 800-828-8840

24-hour SensorLineSM 716-684-0001

Fax 716-684-0987 E-mail info@pcb.com

www.pcb.com

AS9100 CERTIFIED ■ ISO 9001 CERTIFIED ■ A2LA ACCREDITED to ISO 17025

© 2015 PCB Group, Inc. In the interest of constant product improvement, specifications are subject to change without notice. PCB, ICP, Modally Tuned, Spindler, Swiveler and TORKDISC are registered trademarks of PCB Group. SoundTrack LXT, Spark and Blaze are registered trademarks of PCB Piezotronics. SensorLine is a service mark of PCB Group. All other trademarks are property of their respective owners.

TM-AC-377C20-0615

Printed in U.S.A.

PCB Piezotronics Test & Measurement Acoustic products consists of microphones, preamplifiers, and accessories for noise testing, pressure mapping, holography, NVH, beamforming, arrays and general sound measurements. Additional Test & Measurement products include pressure, force, load, strain, torque, acceleration, shock, vibration, and electronics. PCB® products are used for product design and development, consumer product testing, quality assurance, civil structure monitoring, research and development, education and engineering applications. All products are backed by our **Total Customer Satisfaction** policy, which guarantees your satisfaction or your money refunded.

Visit www.pcb.com to locate your nearest sales office